

Toyota Supra III 1992г.в.

DEDI SS Plus/R+

Схемы электропроводки найдены в общем доступе сети Интернет.

<http://manualov.net/Toyota/Toyota63.rar>

Соответствие схемы электропроводке автомобиля не может быть гарантировано на 100%. Перед подключением необходимо выполнить проверку правильности выбора цепей подключения. Процесс проверки подробно описан в руководстве по эксплуатации Устройства.

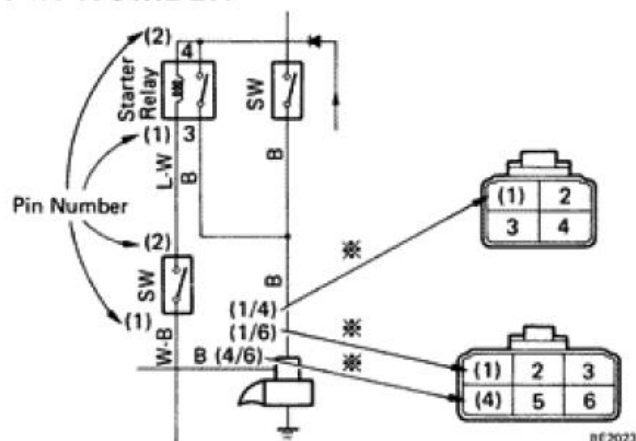
Выполняйте подключение в соответствии с руководством по эксплуатации Устройства.

На схемах показаны цепи подключения – цветные метки. Цвет метки соответствует цвету провода Устройства. Не приводится подключение к «массе» автомобиля (черный провод) и дополнительной кнопки (белый провод).

ELECTRICAL WIRING DIAGRAMS

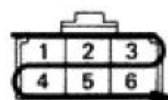
HOW TO READ THIS SECTION

PIN NUMBER



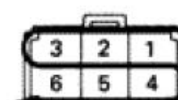
※ When connectors with different numbers of terminals are used with the same parts, the pin number and the numbers of terminals are specified.
e.g. (1/4) = No. 1 pin/4 terminals connector

Numbered in order from upper left to lower right



Female

Numbered in order from upper right to lower left

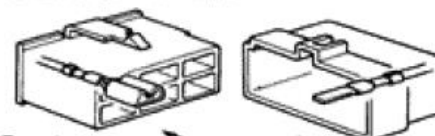


Male

BE0832

Male & female connectors distinguished by shape of their internal pins.

• All connectors are shown from the open end, and the lock is on top.

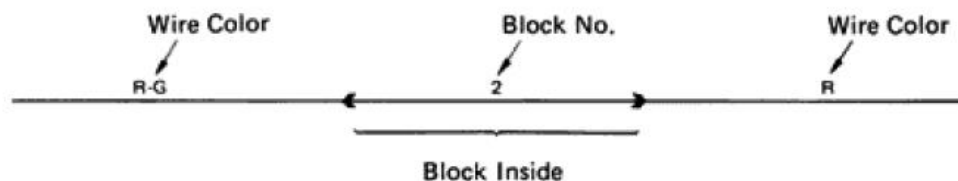


Female

Male

BE0833

JUNCTION BLOCK OR RELAY BLOCK



WIRE COLOR

Wire colors are indicated by an alphabetical code.

B = Black	BR = Brown	G = Green	GR = Gray	L = Blue
LG = Light Green	O = Orange	P = Pink	R = Red	V = Violet
W = White	Y = Yellow			

The 1st letter indicates the basic wire color and the 2nd indicates the stripe color.

Example: R-G indicates a Red wire with a Green stripe.

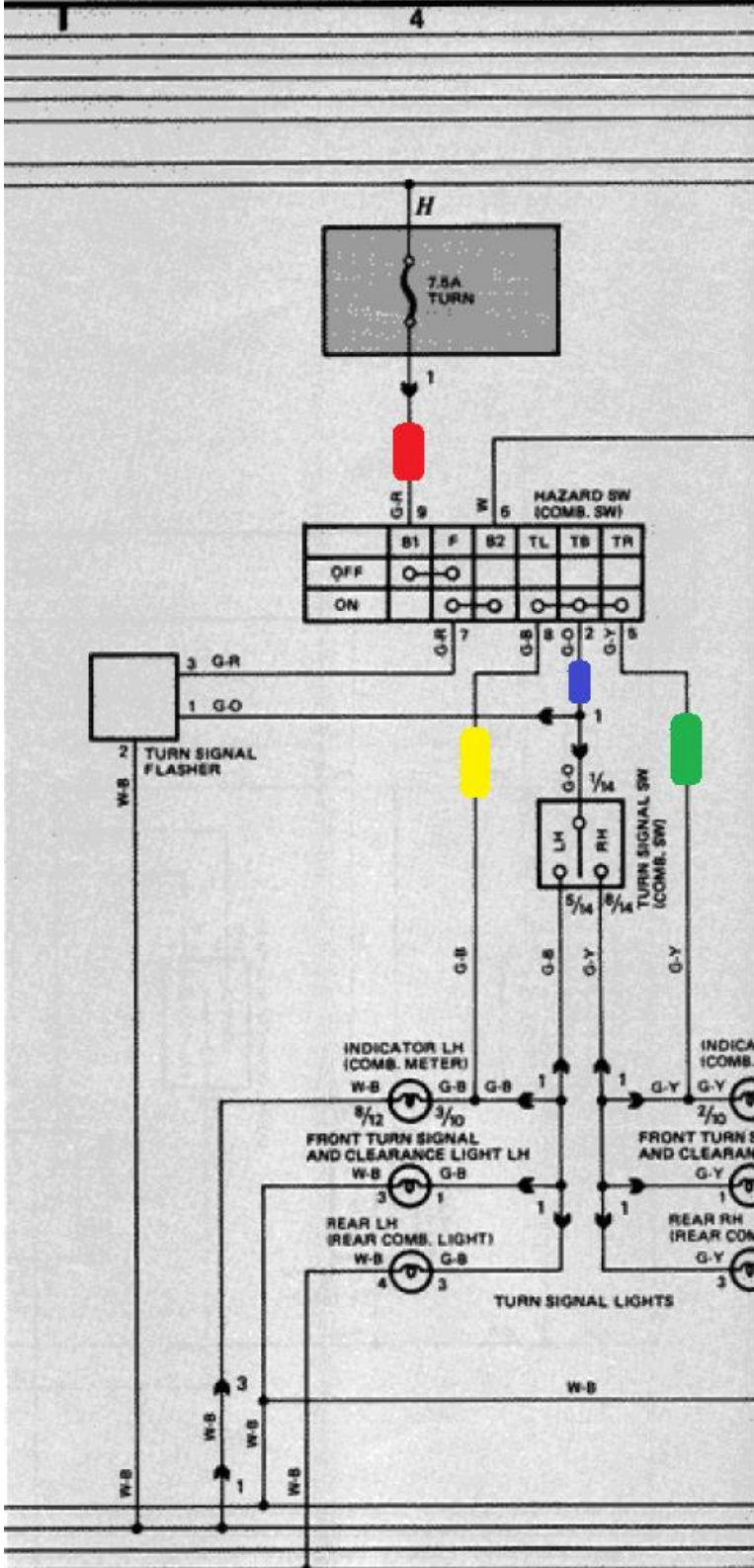
ABBREVIATION

The following abbreviations are used in this wiring diagram.

A.B.S. = Anti-Lock Brake System	LH = Left-Hand
A/C = Air Conditioner	M/T = Manual Transmission
A/T = Automatic Transmission	O/D = Overdrive
CB = Circuit Breaker	OX = Oxygen
CD = Compact Disc	PPS = Progressive Power Steering
COMB. = Combination	RH = Right-Hand
ECT = Electronic Controlled Transmission	SW = Switch
ECU = Electronic Controlled Unit	TCCS = Toyota Computer Controlled System
EFI = Electronic Fuel Injection	TEMS = Toyota Electronic Modulated Suspension
EGR = Exhaust Gas Recirculation	VSV = Vacuum Switching Valve
FL = Fusible Link	w/ = With
ISC = Idle Speed Control	w/o = Without



Turn Signal and Hazard





Back-up Lights



страница 1313
Shift Lock

